

farmerswife

What's New 6.0

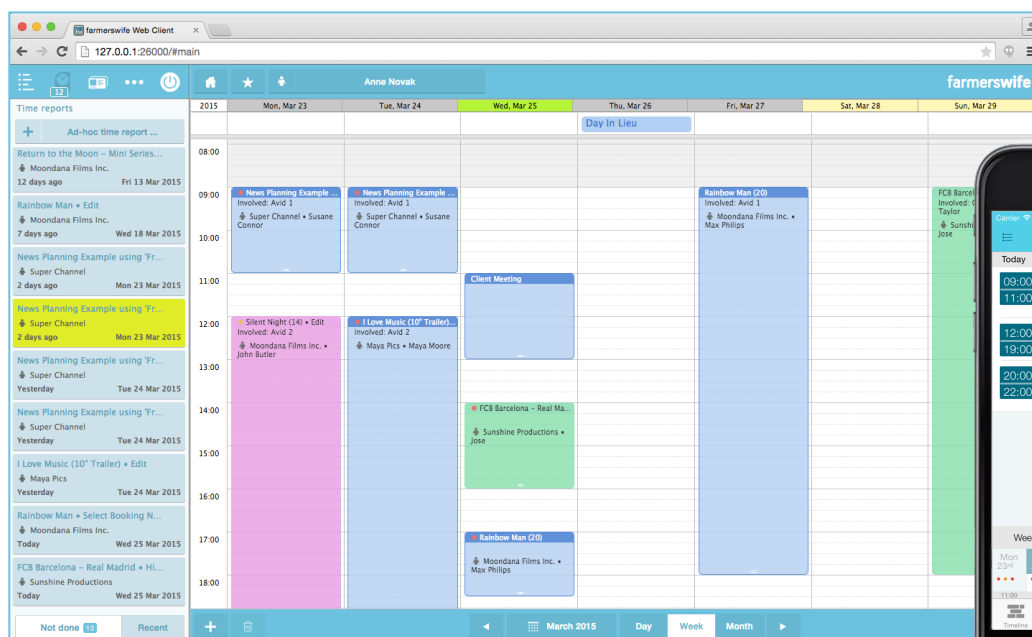
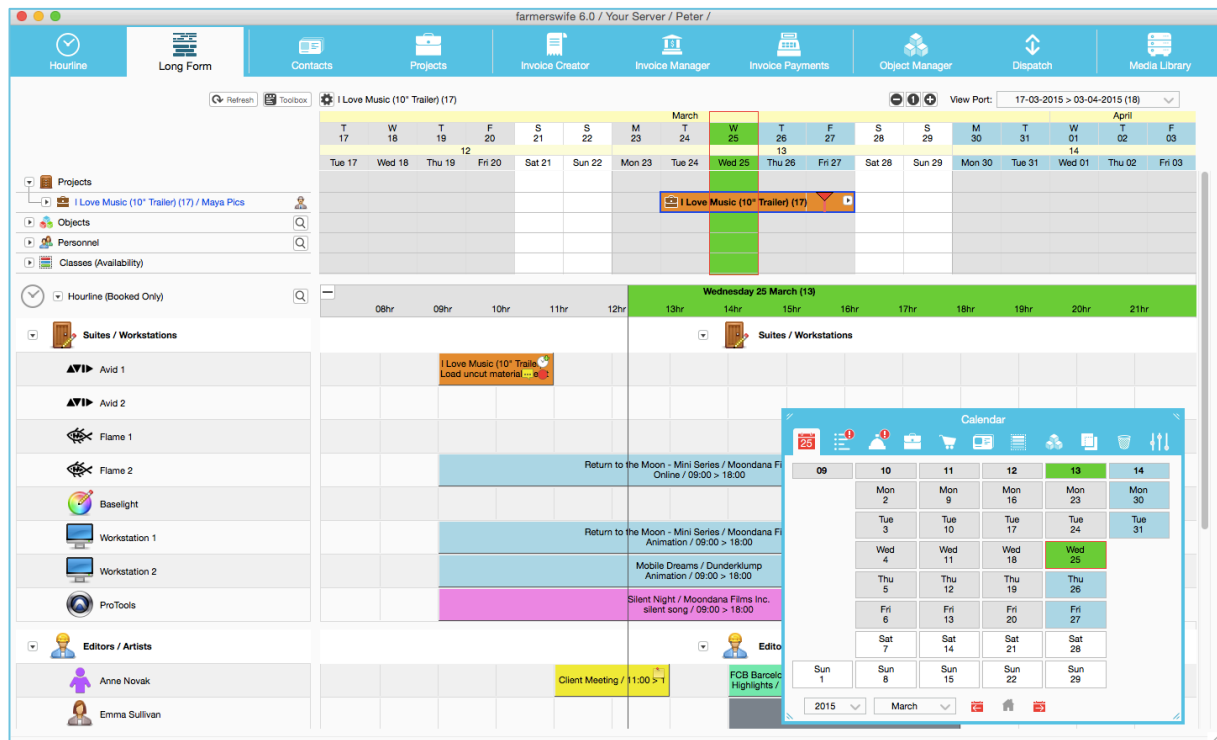
farmerswife 6.0 contains 384 logged native changes since the previous release of v5.2.

Among these are 34 **Hot** Features, 139 Features 53 Other important changes and 157 Bug fixes.

Facelift 2.0

After a first facelift for version 5.0 we've again added a more lighter and modern look to the software. We hope you'll like it. This time we've also updated the Web Client, which also received a few other improvements, like showing Bookings in their Project colour, opening a Project directly from the Booking and much more.

A new iOS 8 optimized farmerswife app is also available to download from Apple's App Store (search for "farmerswife").



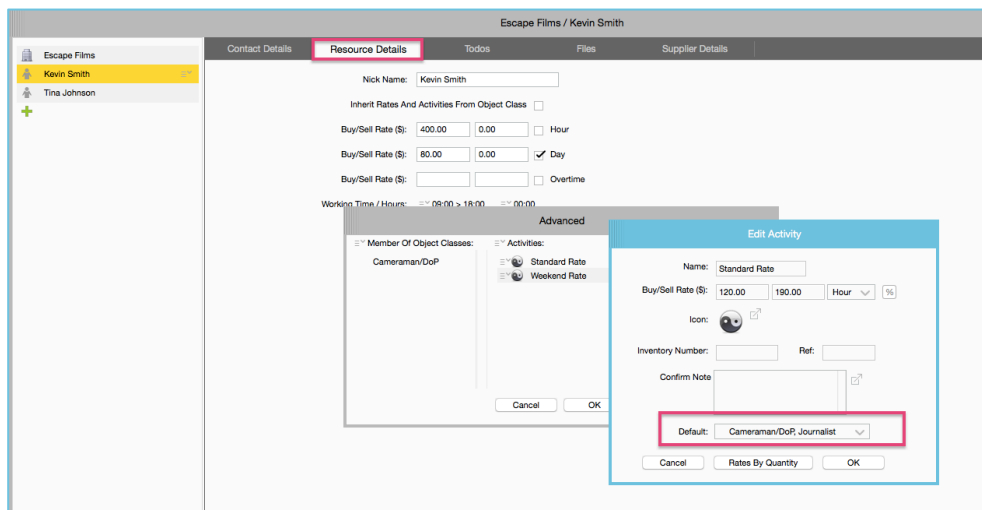
Who's that?

The new Contact window features a bigger window, with a tabbed layout, a seamless integration of the Contact Custom Fields, an overview of the whole Company on the left side, a vastly improved history pane that lets you easily add updates, an improved To-do list, and many more things. And just as important, there is now room for new cool features for the future. We hope you'll like it.

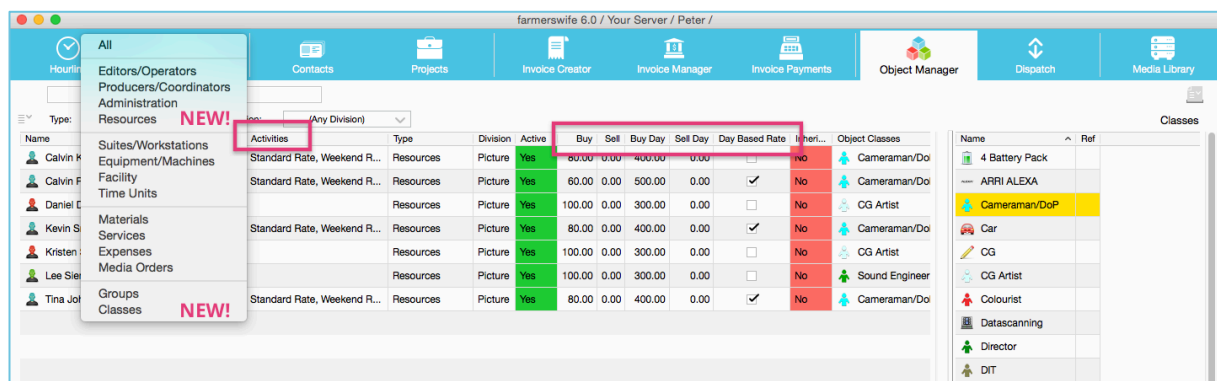
Keep cool!

Keep cool when it comes to setting up your Rates! Version 6 has received a major change and improvements when working with Object Classes, "Inherit Rates From Object Class" and Activities. Various features have been implemented to support different Rate (mainly: Salary) scenarios. It allows a strict predefined setup for Classes and Activities that are then linked to their assigned Members.

You can create Rates based on User Roles (Classes) and have them inherit the according Rate depending on booked User Role; or you can setup one or multiple Activities (e.g. Standard Rate, Supervision Rate...) on the individual User that can apply on different booked Object Classes (e.g. Standard > on: Editor and Supervision Rate > on: VFX, CG).



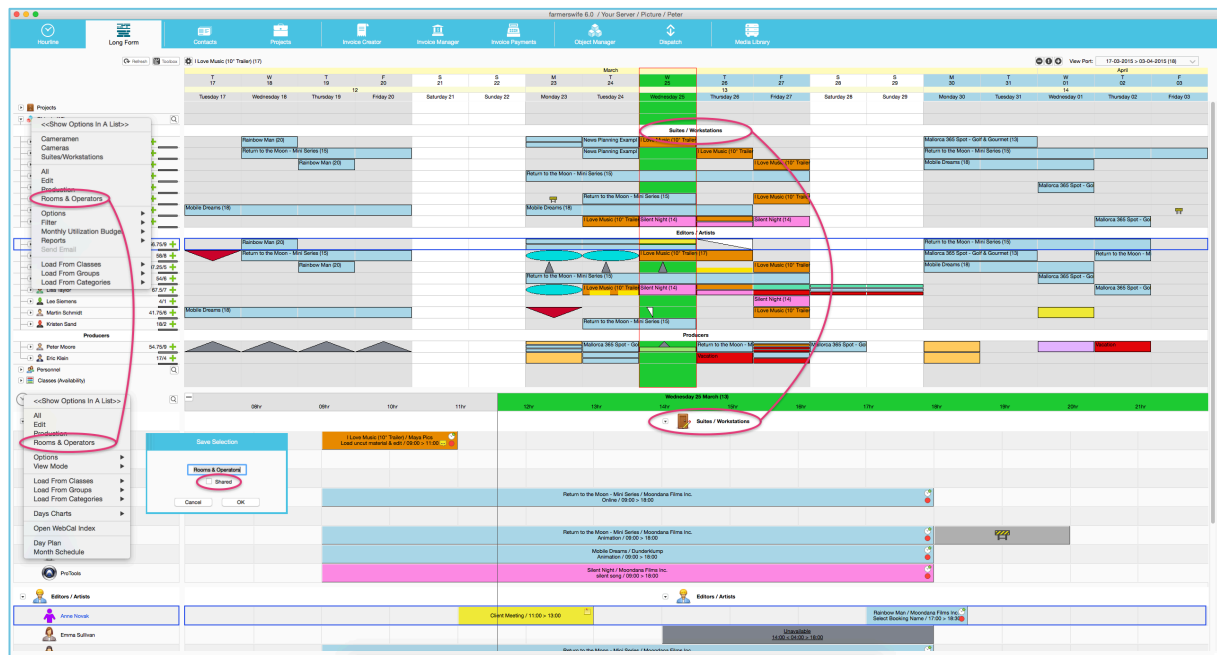
And we've also expanded the Object Manager functionality being able to show Resources and Classes in a list view; showing Rates in column view and being able to compare Rates with a Global Rate Card - all for a better overview and handling of your valuable resources and charged services.



Views United

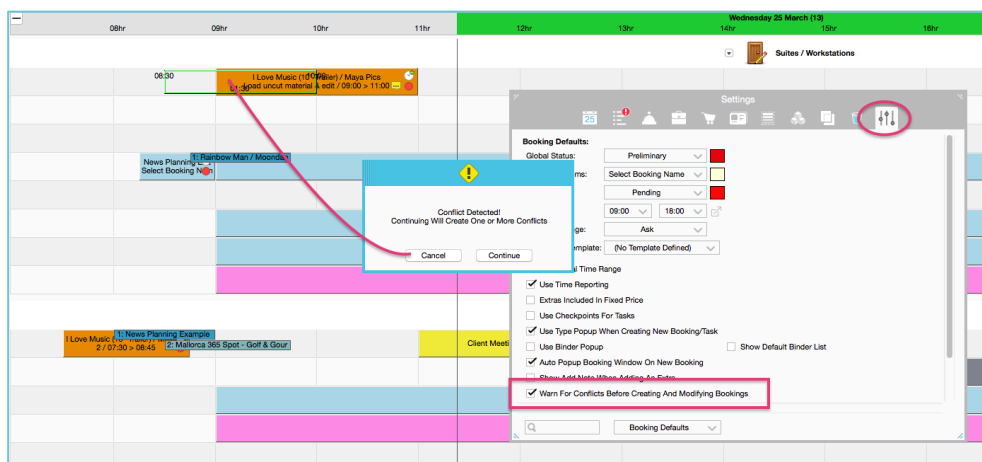
The new 'Shared' option on a Saved Selection in the Hourline view allows all other Users to see the same view and on each login the view will be reloaded. Thus any changes made by any of the users and once 'saved' as a shared view, this changes will be visible for anyone using them. In conjunction with the new options to make a "New Grouping from Class or Category" it guarantees that no new user or room or equipment is not in your visible selection.

Additionally all saved Hourline views are immediately available in the Long Form timeline trees, also listing Objects under their sub groupings, thus saving you time to setup other / new selections for the Long Form timeline trees.



Conflict ahead?

A new "pre-conflict checker" now allows canceling the current booking action thus NOT creating the Booking or Task if one of the Objects you are trying to book would result in a Booking Conflict.



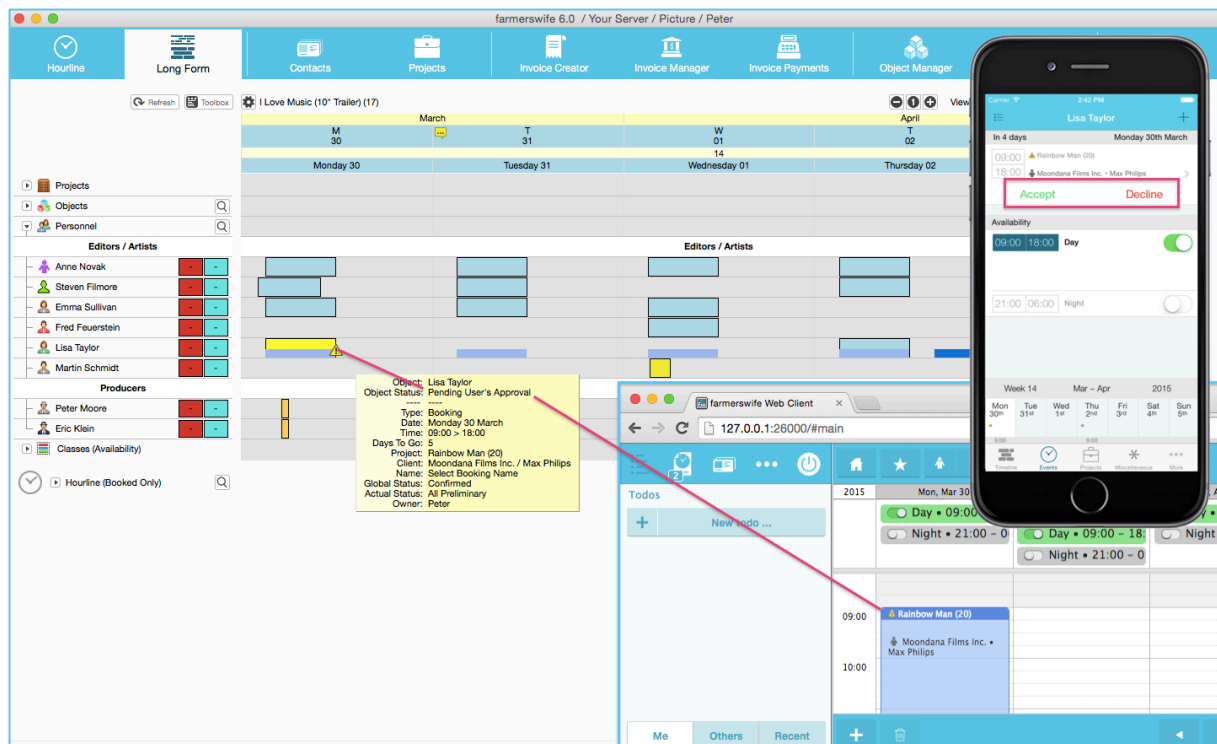
Should you still want to go ahead and deliberately cause a conflict, it's now possible to > "Force Confirm All Objects" that allows the user to set the force confirm to YES on all current Objects in the Booking.

On top of that we've also added a 'Conflict' warning when overbooking a "Preliminary" booking or Object in "Preliminary" Status, thus if you are using pencils or many hold bookings, or the new "User Booking Approval" option, you now get a warning when you create another "Preliminary" Booking on top of it.

Communication is the key

As a daily overview on what's going on with and for your team/crew is crucial, we've expanded the Day Plan with additional fields. You can now also import a list of "Day Notes" in CSV format so they will be auto populated on the corresponding days.

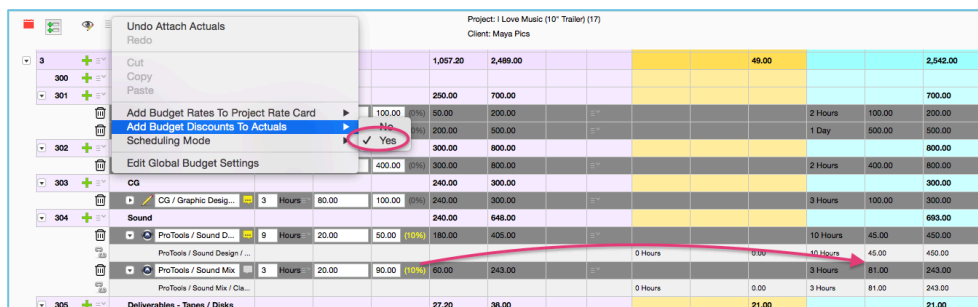
Users can now have the ability to approve or deny bookings ... this means any new Booking made on a User who must approve a Booking, is in a "Preliminary" status until he or she approves; thus the User's Status changes to "Confirmed". Or the user declines; then the user's Status remains "Preliminary" until the job was proposed to another user and his or her status then changes into "Declined (Read)" the Booking.



You can now also send an Email based on various predefined templates to a selection of Users directly from the Object or Personnel Tree.

Keep Your Target!

Until now any manual discounts added to Budget Details could only be carried over to the Actuals when using the 'Scheduling Mode' to book. Now there's a new option to "Add Budget Discounts To Actuals" that will apply a Budget Detail's discount to any Actual that is attached to it allowing maximum flexibility. And used in conjunction with Auto Assignment Steps this is also a nice automated way to get your discounts across to the Actuals, which is later important for the Reports.

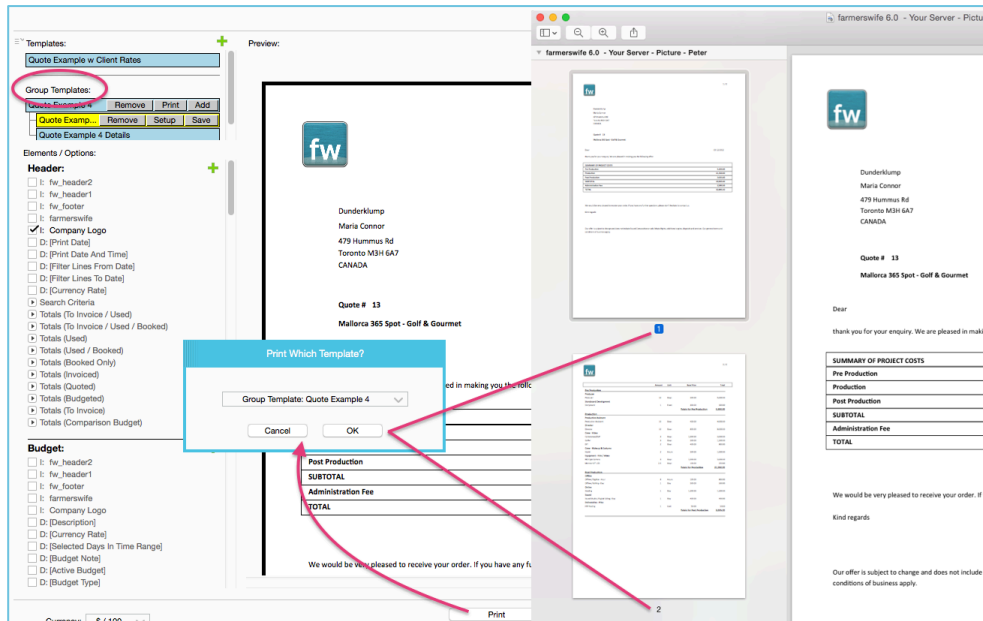


When building new Budgets the Object Browser now remains open after each selection of Budget Detail until the user presses the "Done" button.

What's New 6.0

Stick together

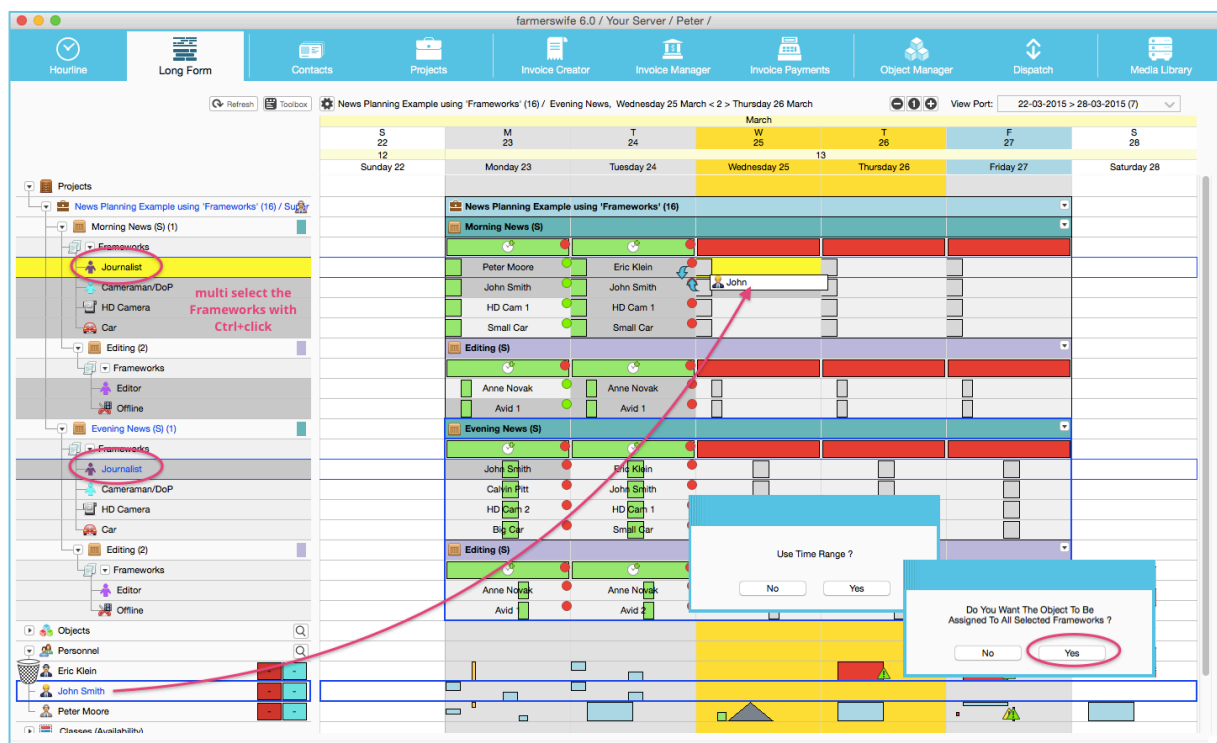
Finally it's possible to combine two Print Designer templates, for example to print estimates with a cover and a detail page in the Financial Report Designer within same grouped templates.



Simple Management For The Every Day Tasks...

Frameworks are becoming a more frequently used tool in the farmerswife user community, thus we've expanded the functionality to make working with Frameworks even smoother and integrated the Framework information in additional parts of the system, like Reports, Web Access Tiers and more.

Easily assign the same user to multiple Frameworks on one or multiple days with just a few clicks; just double click to open the time selector for that Framework on that day.



Want to *play* more?

farmerswife **play** is our add-on media collaboration tool that enables postproduction companies to easily and securely store and share media with their advertising and production clients. **play** allows users to encode, share and collaborate on dailies and masters, while keeping the raw high quality media material stored securely at the Post House. v6 features more billing options, a self-destruct option for shared files, more transcoding options, media watchfolder for automated "master media" creation and sharing and much more.

More info on <https://www.fwplay.com/#about>.

farmerswife play is a separately purchased and licensed option. For more information and pricing please contact sales@farmerswife.com.

Where's my stuff?

Wasn't yours? Now you can easily see the cross-hired Items as the Object's line will be clearly highlighted in red (Preliminary) unless they are "Confirmed". Also the Rates are now directly coming from the inherited Object Class.

Lost? With new added elements and features in the Dispatch Report you can now print a 'Lost Items' Report directly from a "Dispatch", totaling up the Purchase price (added to Object Custom Field) of all items that were lost.

What's coming up? From the "Dispatch Out" choose the new "Show All Involved Objects In Objects Tree" option to see all involved Object's Bookings also for the upcoming period.

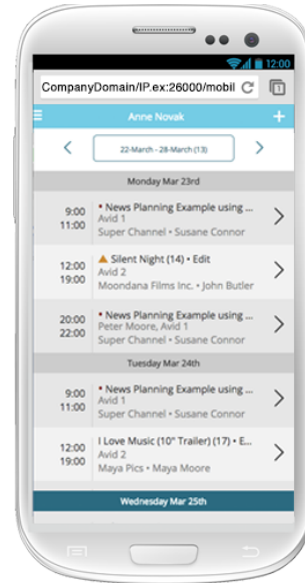
The screenshot displays the farmerswife 6.0 software interface. The top navigation bar includes icons for Hourline, Long Form, Contacts, Projects, Invoice Creator, Invoice Manager, Invoice Payments, Object Manager, Dispatch, and Media Library. The main area shows a table of objects with columns for Name, Status, Quantities Total, Contact, Company, Type, and Created By. A sidebar on the left shows a list of objects, including 'HD Cam 1 / 777' and 'Zeiss Digiprime 40mm T1.6 Kit 1 / 960 18/2'. A red circle highlights the 'Show All Involved Objects In Objects Tree' option in the 'Dispatch Out' menu.

EMT is a separately purchased and licensed option. For more information and pricing please contact sales@farmerswife.com.

For Android lovers

Android and other Mobile Web Client Users now also have the Notifications option (if enabled in their Permission Profile). The Notifications is an Activity feed on the User allowing a quick glance on latest updates in a Users' Schedule.

Once logged in the Users can now also navigate to the Time Report directly from the Booking by using the new "Time report icon" or browse their Events in the new "Week View".



Need help?

The farmers**wife** Client application now has a "Help" menu, with a direct link to our OPEN Knowledge Base where you can browse through and download manuals and how to's, take a look at our video tutorials or submit a support ticket.

On **Mac** go to your farmers**wife** Client > Help > farmerswife Help

On **Windows** go to your farmers**wife** Client > Menu > farmerswife Help